

# EZCT-2000A™

## Current Transformer Test Set



**Vanguard Instruments Company**



# Simplify

## **Thermal Printer**

A built-in 4.5-inch wide thermal printer can print the current transformer test report and plot the excitation curves.

## **Test Record Header Information**

Test record header information can include the company name, substation name, circuit ID, manufacturer, CT serial number, operator's name and test record comments. In addition to the test record header, a 20-character test description for each test in the record (10 tests per record) can also be entered.

## **Internal Test Record Storage Capacity**

The EZCT-2000A can store up to 140 test records in Flash EEPROM. Each test record may contain up to 10 excitation curves, current-ratio readings, polarity and DC resistance readings. Test records can be recalled and printed on the built-in thermal printer.

## **Internal Test Plan Storage Capacity**

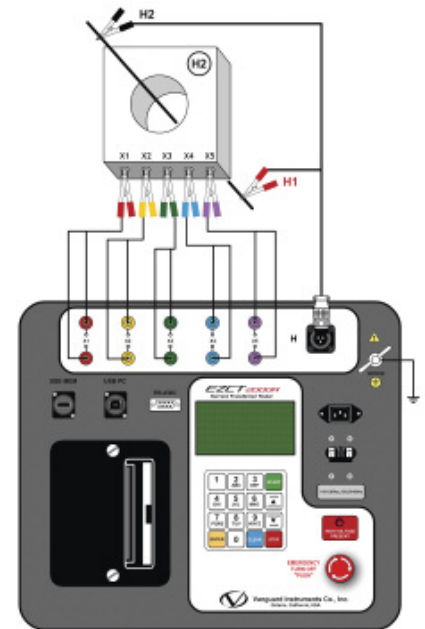
The EZCT-2000A can store up to 128 CT test plans in Flash EEPROM. A test plan defines the excitation test voltage and current range selection, CT nameplate ratio, and CT winding terminals (X1 to X5) for each of the tests. Up to 10 test definitions can be stored per test plan. The use of a test plan greatly simplifies the CT testing process; the EZCT-2000A is connected to the CT terminals and a test plan is simply selected and run. Test plans can be created on the EZCT-2000A itself or created on a PC and downloaded to the EZCT-2000A via the unit's built-in RS-232C or USB interfaces.

## **External Data Storage**

The EZCT-2000A features a standard USB Flash drive interface that makes it very convenient to store and transfer test records and test plans. By plugging in a USB Flash drive, you can quickly transfer your test records and test plans between a computer and the EZCT-2000A without the need to connect the unit to the computer.

## **Computer Interface**

The EZCT-2000A can be used as a stand-alone unit or can be computer-controlled via the built-in RS-232C or USB interfaces. A Windows® XP/Vista-based Current Transformer Analysis software application is provided with each EZCT-2000A. This software can be used to retrieve test records from the EZCT-2000A, create test plans, download test plans to the EZCT-2000A, and can also be used to run CT tests from the PC. Tabulated test records can be exported in Microsoft® Excel format.



*EZCT-2000A™ Connections*



# EZCT-2000A™

The EZCT-2000A is Vanguard's third-generation microprocessor-based current transformer test set. The EZCT-2000A can perform the current transformer (CT) excitation test, measure the CT winding resistance and CT current-ratio automatically. All of the EZCT-2000A's test leads can be connected to the CT output terminals (X1, X2, X3, X4 and X5), eliminating the need for lead switching during testing. Test voltage output is automatically raised and lowered by the EZCT-2000A without any operator intervention. With up to 2000 Vac excitation test voltage available, the EZCT-2000A can easily perform excitation tests on very large CT's.

## **Excitation Test**

The CT excitation test is performed using the ANSI/IEEE C57.13.1, IEC 60044-1 test method. The test voltage range for the CT excitation test (50 Vac, 300 Vac, 500 Vac, 1200 Vac or 2000 Vac) can be selected, and then the test voltage is raised and lowered automatically by the EZCT-2000A. The excitation test voltage and current data is collected and stored in the unit's internal memory. Any of the 10 possible combinations of X1 to X5 can be tested since all of the unit's test leads can be connected to all of the CT output terminals at the same time. Up to 10 excitation tests can be stored in one record. Once the test is completed, test results can be printed and excitation curves can be plotted on the built-in 4.5-inch wide thermal printer.

## **CT Ratio and Polarity Test**

The EZCT-2000A determines the CT current-ratio using the ANSI/IEEE C57.12.90 measurement method. A test voltage is applied on any two terminals of the CT (X1 to X5), and the induced voltage is measured through the CT's H1 and H2 terminals. The CT current-ratio is displayed on the screen and stored in memory. The current-ratio measuring range is from 0.8 to 5,000 to 1. The CT winding polarity is displayed as a "+" sign (in-phase) or a "-" sign (out-of-phase) and is annotated with the phase angle in degrees.

## **CT Winding Resistance Test**

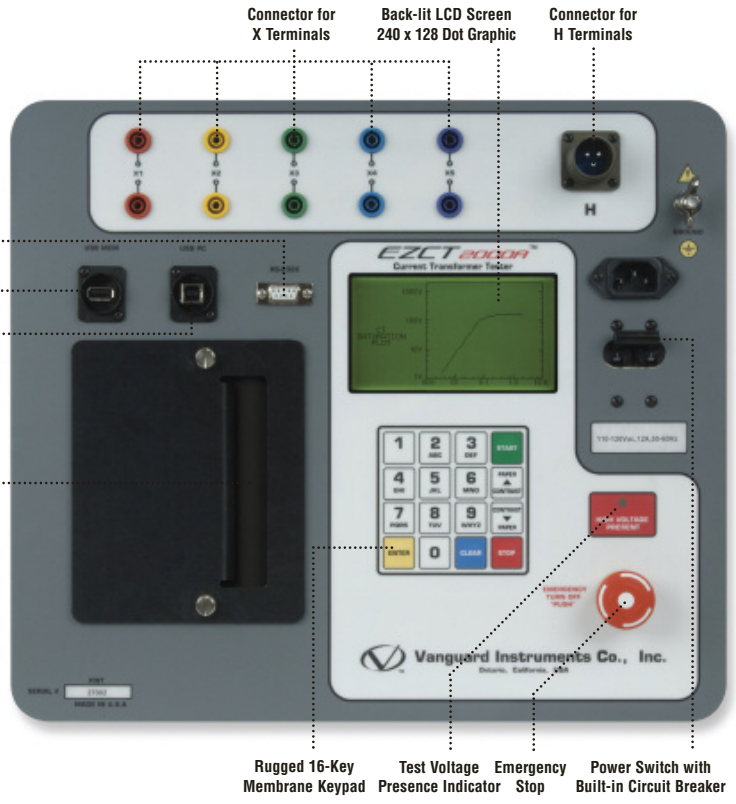

The EZCT-2000A can also measure the DC resistance of the CT winding under test. The DC winding resistance measuring range is from 100 micro-ohms to 10 ohms.

## **User Interface and Display**

The EZCT-2000A features a back-lit LCD screen (240 x 128 dot graphic) that is viewable in both bright sunlight and low-light levels. A rugged, alpha-numeric, membrane keypad is used to control the unit.

# Current-Transformer Test Set

# the Tedious Procedure of Current-Transformer Testing with the EZCT-2000A™ Current Transformer Test Set



**Ordering Information EZCT-2000A™ Current Transformer Test Set**

EZCT-2000A™, Cable, Software	Part No: EZCT-2000A
EZCT-2000A™ Shipping Case	Part No: EZCT-2000A Shipping Case
4.5-inch Printer Paper	Part No: Paper TP4

## SPECIFICATIONS

- TYPE** Portable current-transformer test set
- PHYSICAL SPECIFICATIONS** 16.8"W x 12.6"H x 14"D (42.7 cm x 32.0 cm x 35.6 cm); Weight: 60 lbs (27.2 Kg)
- INPUT POWER** 100 – 120 Vac or 200 – 240 Vac (factory pre-set), 50/60 Hz
- MEASUREMENT METHOD** ANSI/IEEE C57.12.90, IEC 60044-1 and ANSI/IEEE C57.13.1
- OUTPUT TEST VOLTAGES** 0 – 50 Vac @ 10A max, 0 – 300 Vac @ 10A max, 0 – 500 Vac @ 5A max  
0 – 1200 Vac @ 2A max, 0 – 2000 Vac @ 1.2 A max
- VOLTAGE READING RANGE** 0 – 2,200 Vac; Accuracy: ±1.0% of reading, ±1 volt
- CURRENT READING RANGE** 0 – 10A; Accuracy: ±1.0% of reading, ±0.02A
- CURRENT RATIO RANGE** 0.8 – 999: 0.1%, 1000 – 1999: 0.3%, 2000 – 5000: 1%
- PHASE ANGLE MEASUREMENT** 0 – 360 degrees, Accuracy: ±1.0 degree
- RESISTANCE READING RANGE** 100 micro-ohms – 10 ohms, Accuracy: 2% of reading, ±1 count, ±10 ohms
- DISPLAY** Backlit LCD Screen (240 x 128 dot graphic; 114mm x 64mm); viewable in bright sunlight and low-light levels
- PRINTER** Built-in 4.5-inch wide thermal printer
- COMPUTER INTERFACES** One RS-232C port (115k baud), One USB port
- EXTERNAL DATA STORAGE** One USB Flash drive interface port (Flash drive not included)
- PC SOFTWARE** Windows®XP/Vista-based CT Analysis software is included with purchase price
- INTERNAL TEST RECORD STORAGE** Stores 140 test records. Each test record may contain up to 10 sets of excitation, resistance and ratio data
- INTERNAL TEST PLAN STORAGE** Stores 128 test plans. Each test plan can store 10 excitation test voltage and current settings
- SAFETY** Designed to meet UL 61010A-1 and CAN/CSA C22.2 No. 1010.1-92 standards
- ENVIRONMENT** Operating: -10° to 50° C (15°F to +122° F); Storage: -30° C to 70° C (-22°F to +158° F)
- HUMIDITY** 90% RH @ 40°C (104°F) non-condensing
- ALTITUDE** 2,000m (6,562 ft) to full safety specifications
- CABLES** Five 20-foot X cable sets, One 35-foot H cable set, power cord, One cable-carrying duffel bag
- WARRANTY** One year on parts and labor

Note: The above specifications are valid at nominal voltage and ambient temperature of +25°C (+77°F). Specifications are subject to change without notice.



### **Vanguard Instruments Company, Inc.**

Vanguard Instruments Co., (VIC), was founded in 1991. Currently, our 28,000 square-foot facility houses Administration, Design & Engineering, and Manufacturing operations. From its inception, VIC's vision was, and is to develop and manufacture innovative test equipment for use in testing substation EHV circuit breakers and other electrical apparatus.

The first VIC product was a computerized circuit-breaker analyzer, which was a resounding success. It became the forerunner of an entire series of circuit-breaker test equipment. Since its beginning, VIC's product line has expanded to include microcomputer-based, precision micro-ohmmeters, single and three-phase transformer winding turns-ratio testers, winding-resistance meters, transformer tap-changing controllers, megaohm resistance meters, and a variety of other electrical utility maintenance support products.

VIC's performance-oriented products are well suited for the utility industry. They are rugged, reliable, accurate, user friendly, and most are computer controlled. Computer control, with innovative programming, provides many automated testing functions. VIC's instruments eliminate tedious and time-consuming operations, while providing fast, complex, test-result calculations. Errors are reduced and the need to memorize long sequences of procedural steps is eliminated. Every VIC instrument is competitively priced and is covered by a liberal warranty.

**Vanguard products are available from:**



**Vanguard Instruments Company, Inc.**

1520 S. Hellman Ave. • Ontario, California 91761 USA • P 909-923-9390 • F 909-923-9391  
[www.vanguard-instruments.com](http://www.vanguard-instruments.com)